


Camera mount AM X51


Mount the camera on this position




Tighten the screws with the hex tool supplied in the kit.

Eye of the camera has to look forward to the orange rotor blades





Plug into on shown position –plug only fits one direction.



Insert micro sd in shown position according the arrow.

The Camera is ready mounted and can be used now.